


# CA5-300

## YAGI ANTENNA

### 216—398 MHz

The KUSA CA5-300 five-element yagi antenna is intended for use in professional fixed-station applications in the 216—398 MHz band. It features:

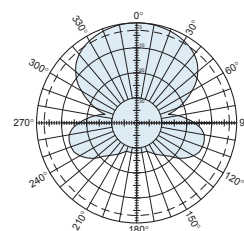
- Balanced driven element for superior performance in icing conditions.
- Internal balun and dipole feedpoint sealed within the boom assembly.
- Heavy wall anodized aluminum pipe and tubing.
- Heavy cast aluminum and stainless steel hardware.
- Entire antenna at DC ground potential.



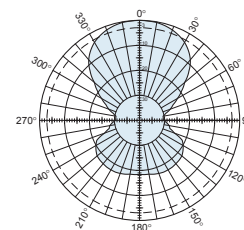
(Shown vertically polarized)

Specifications	
Frequency range	216—398 MHz (specify frequency)
Gain	12 dBi
Impedance	50 ohms
VSWR	<1.3:1
Polarization	Horizontal or vertical
Front-to-back ratio	>18 dB
Maximum input power	100 watts
H-plane beamwidth	70 degrees (half-power)
E-plane beamwidth	52 degrees (half-power)
Connector	N female
Weight	9 lb (4.1 kg) (maximum)
Dimensions	52.8 x 26.8 inches (maximum) (1341 x 681 mm)
Wind survival rating*	120 mph (193 kph)
Shipping dimensions	56 x 30 x 6 inches (maximum) (1422 x 762 x 152 mm)
Shipping weight	13 lb (5.9 kg)
Mounting	For masts of 2.375 inches (60mm) OD.

\*Mechanical design is based on environmental conditions as stipulated in TIA-222-G-2 (December 2009) and/or ETS 300 019-1-4 which include the static mechanical load imposed on an antenna by wind at maximum velocity. Contact KUSA for further details.



H-plane  
Horizontal pattern — V-polarization  
Vertical pattern — H-polarization



E-plane  
Horizontal pattern — H-polarization  
Vertical pattern — V-polarization

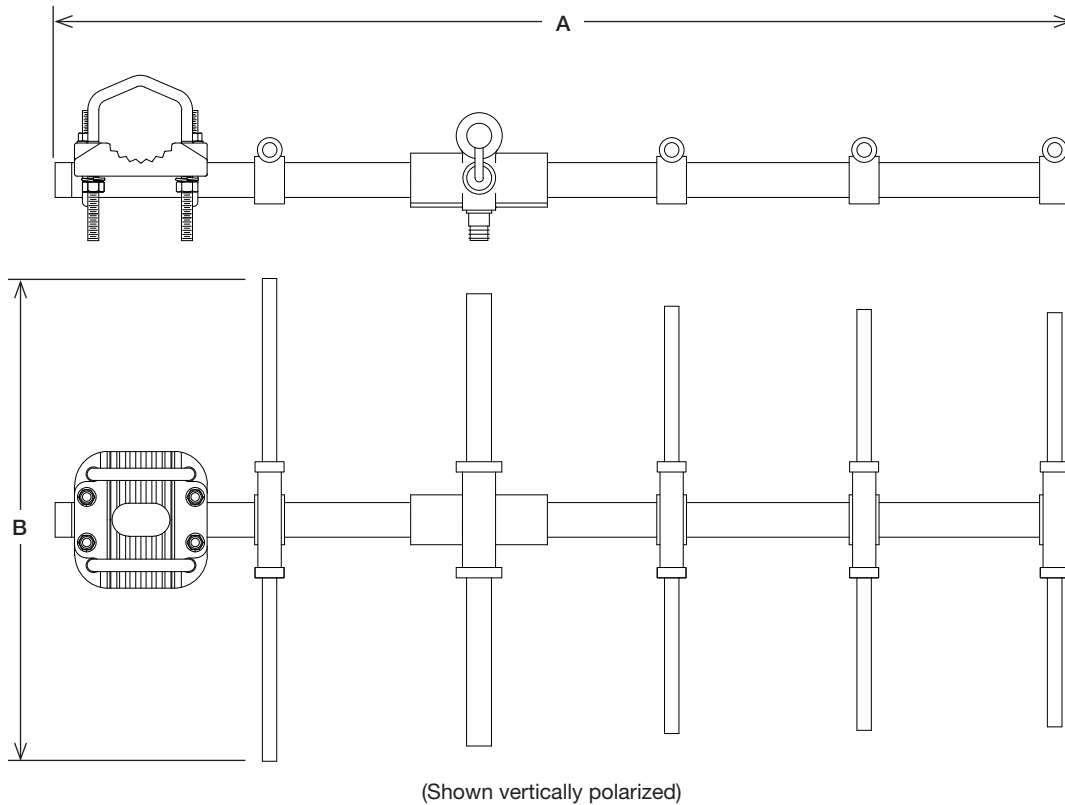
10104d subject to alteration



All specifications are subject to change without notice.  
The latest specifications are available at [www.kathreinusa.com](http://www.kathreinusa.com)

**CA5-300**  
**YAGI ANTENNA**  
**216—398 MHz**

**KATHREIN**



(Shown vertically polarized)

Dimensions		A	B
Frequency	216 MHz	52.8 inches (1341 mm)	26.8 inches (681 mm)
	398 MHz	31.8 inches (808 mm)	14.5 inches (368 mm)

**Order information**

Model	Description
CA5-300	Horizontal or vertical rear-mount

10104d subject to alteration