

Offset Pattern Gain Antenna

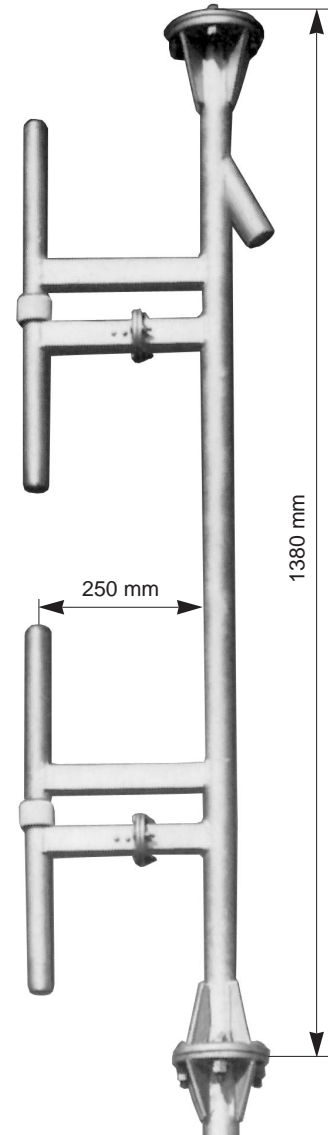
225 – 400 MHz

K 75 31 11

5.5 dB offset pattern antenna Hot dip galvanized steel

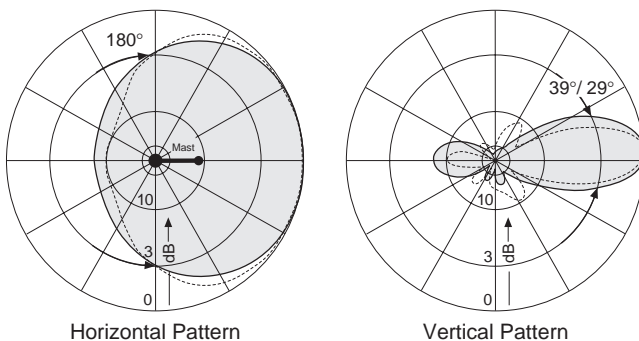
Type No.	K 75 31 11
Input	N female connector inside of the mounting flange
Frequency range	225 – 400 MHz
VSWR	< 1.7
Gain (ref. $\lambda/2$ dipole)	5.5 dB
Impedance	50 Ω
Polarization	Vertical
Max. Power	260 Watt (at 50 °C ambient temperature)
Radiation pattern	Preferred direction: Mast to radiator.
Weight	18 kg
Windload	200 N (at 160 km/h)
Max. wind velocity	200 km/h (incl. $\frac{1}{2}$ " radial ice)
Packing size	1450 x 400 x 200 mm
Antenna height	ca. 1380 mm
Distance dipole/mast	250 mm

- Material:** Hot dip galvanized steel.
All screws and nuts: Stainless steel.
- Mounting:** Via standard flange 130 mm diameter.
The upper flange is suitable for installation of an obstruction light.
- Grounding:** All metal parts of the antenna including the mounting kit are DC grounded.



Radiation Pattern (at mid-band)

— 225 MHz 400 MHz

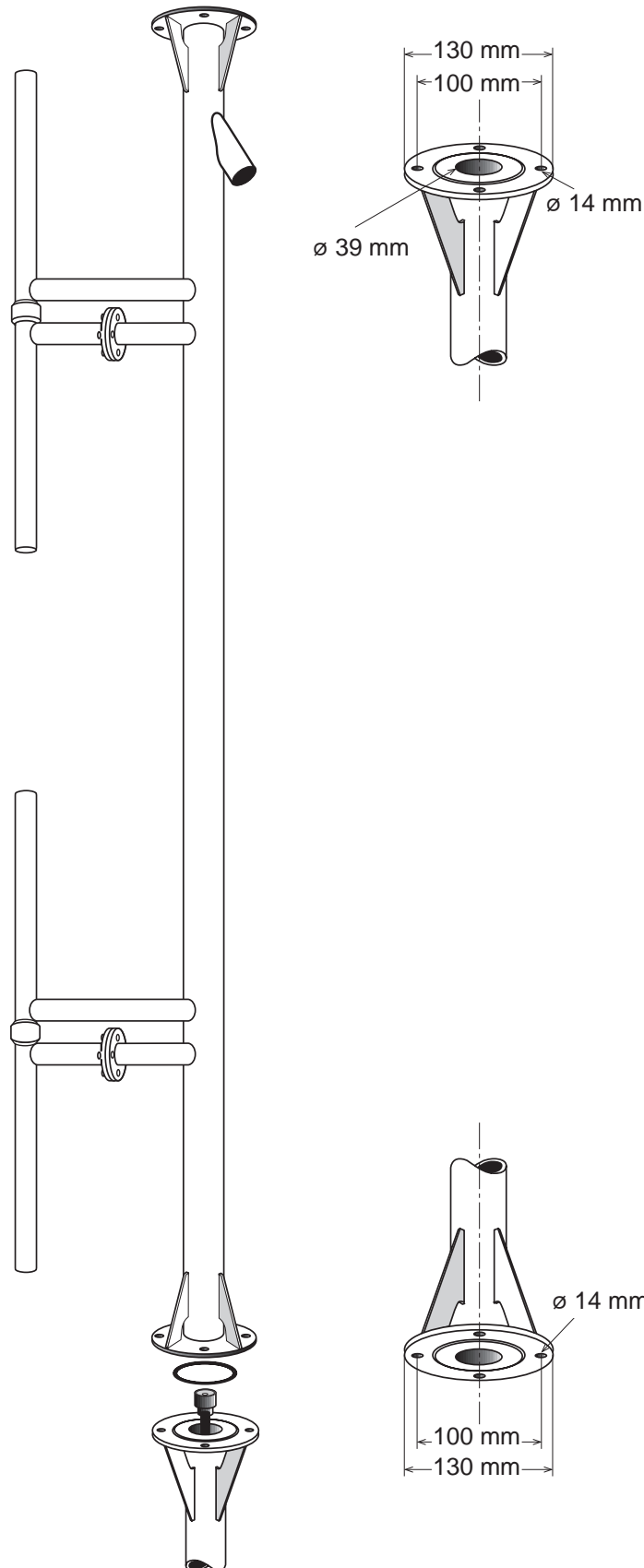


All specifications are subject to change without notice.
The latest specifications are available at www.kathreinusa.com

Mounting Instruction

Offset Pattern Gain Antenna

K 75 31 11



9985.590/0898/0.5/ZW/HA Subject to alteration.

All specifications are subject to change without notice.
The latest specifications are available at www.kathreinusa.com