

Earthing Clamp For Power Supply and Control Cable For Remote Control Unit (RCU)

The clamp is designed for lightning protection of control cables according to EN 50164-1


Earthing clamp for RCU power supply and signal cable

Type No.	860 10031
Max. lightning current	20 kA (pulse 10/350 µsec)
Contact resistance	< 3 mΩ
Protection class	IP 68
Grounding	Via stranded grounding wire, 16 mm ² , length 0.5 m, one end terminated with cable eye (10 mm lug)
Packing size	Plastic bag: 210 mm x 210 mm
Weight	160 g

Material:
 Body: Stainless steel with vulcanized Ethylene-Propylene-Caoutchouc
 Screw: Stainless steel
 Skin: Copper alloy
 Grounding wire: Copper

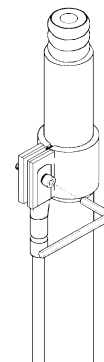
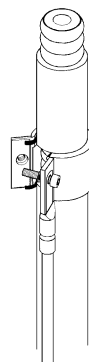
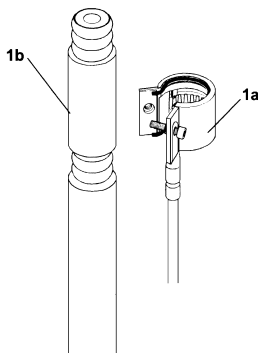
Please note:
 The earthing clamp is suitable only for the Kathrein Power Supply and Signal Cables, Type No. 860 10007 to 860 10015, 860 10029, 860 10032, 860 10033, 860 10054 to 860 10060 or shielded cables with
 – shield diameter 6.1 mm
 – jacket diameter 7.8 mm ±0.3 mm

The kit contains:
 1 x Grounding kit body incl. Butyl sealing rope covered with paper
 1 x Screw M6 DIN 912
 1 x Grounding wire



Mounting instructions:

This instruction is written for qualified and experienced personnel. Please read it carefully before starting work. Any liability or responsibility for the result of improper or unsafe installation is disclaimed!



Attention!
 Install grounding kit only where the cable runs straight.

Fig. 1a Preassembled grounding kit. **Fig. 1b** Clean the plastic jacket at the desired grounding point and cut out a strip of 15 mm with aid of a suitable stripping tool.

Remove covering paper from Butyl sealing. Wrap the grounding kit body around the cable and align it.

Tighten the screw (> 6 Nm)

936.2740/a Subject to alteration.